

Essential Commercial TV with Multiple Use

LG Commercial Lite TVs are designed specifically for hospitality and business environments. With the use of simple user-friendly interfaces and superb images and video, the LX341C/LX330C series create a more hospitable welcome for guests and customers.

LX341C
LX330C

- Welcome Video/Screen
- Remote Jack Pack
- Hotel Mode
- USB Cloning
- Self Diagnostics
- USB Auto playback
- Guest Connectivity



LX341C : 43"/49"/55"



LX330C : 32"

Hospitality Solutions



Welcome Video/Screen

With the capability to display various video formats* as well as images, Commercial Lite TVs allow for a greater variation of greeting messages in hotel rooms which make customers feel more welcome and cared for.

* mp4, avi, mov, tp, wma, ts etc.



One Channel Map

One Channel Map feature allows users to edit and list the channels of their choice from any of the multiple broadcasting signals.



Remote Jack Pack

The plug and play function of the Remote Jack Pack enables users to seamlessly view their media on the hospitality TV in the guest room.

Simple & Effective Maintenance



Hotel Mode

From channel selection to volume setting, you can control the TV settings in all the rooms with Hotel Mode. Prevent misuse by customers, set volume limits, or reset settings to default for any TV. You are in control of it all.



USB Cloning

Clone all Commercial TVs with astonishing speed and ease. The USB Cloning feature allows you to simply copy the TV settings to all TVs using a USB stick, a process that is fully automated to save time without having to set each TV individually.



Lock Mode

The Lock Mode blocks external input signals with non-compliant content. A useful feature for preventing misuse of TVs in various facilities or public spaces.



Self Diagnostics

Enables service engineers to recognize technical issues in a TV quickly and easily through a USB stick. The TV stores any technical issues encountered and deliver them to a USB device. Service engineers use this information to analyze technical issues instead of visiting sites.

Basic Signage Features



USB Auto Playback

LG Commercial TVs recognize playable contents in external storages and play them automatically and repeatedly. USB auto playback feature adds commercial usability in various situations such as in lobby, restaurants and other facilities.



External Speaker Out

The external speaker out function lets users enjoy the external speaker in a separate place such as the bathroom, pubs, even hall and etc.



Guest Connectivity

Guests can enjoy their own content on TV screens from their own mobile devices, tablets and other portable devices with MHL (Mobile High-Definition Link).

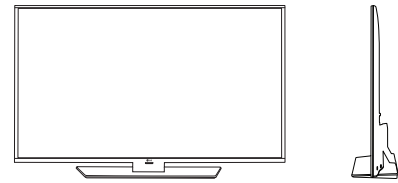
Commercial Lite

Specifications

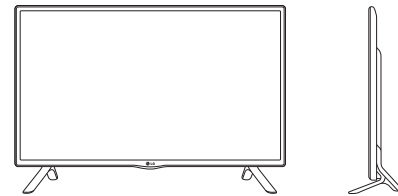
		LX341C	LX330C	
Display	Screen Size	43/49/55	32	
	Type	LED	LED	
	Resolution	1920 x 1080 (FHD)	1366 x 768 (HD)	
Broadcasting System	Analog	PAL/SECAM/NTSC-M		
	Digital	DVB-T2/C/S2	DVB-T2/C/S2	
Audio	Audio Output	10W + 10W	10W + 10W	
Hospitality Features		Welcome Video/Screen, Lock Mode, One Channel Map, Multi-IR Code, Hotel Mode, USB Cloning, IR Out, SI Compatible TV Link, USB Auto Play Back, External Speaker Out		
General Features	Connectivity	MHL	MHL	
	Management	Self Diagnostics	Self Diagnostics	
	Interactivity	HDMI-CEC, HTNG-CEC	HDMI-CEC, HTNG-CEC	
	RJP Compatibility	LG/Teleadapt (RS232C), Teleadapt/ Guestlink (HDMI CEC)	LG/Teleadapt (RS232C), Teleadapt/ Guestlink (HDMI CEC)	
	RJP Interface	RS232C, HDMI CEC	RS232C, HDMI CEC	
	Auto Off/ Auto Sleep	•	•	
	Intelligent Sensor	•	•	
	Smart Energy Saving	•	•	
	Anti-theft System	Kensington Lock	Kensington Lock	
Interface	Side	HDMI In	1	1
		USB(2.0/3.0)	1 (2.0)	1 (2.0)
		Headphone Out(3.5mm Phone Jack)	1	1
		CI Slot	1	1
	Rear	RF In	2	2
		Component In(Y, Pb, Pr) + Audio(L/R)	1(Phone jack), 1(Phone Jack)	(Phone jack), 1(Phone Jack)
		Digital Audio Out(Optical)	1	1
		RGB In (D-sub 15pin)	1	1
		PC Audio Input	1(Phone Jack)	1(Phone Jack)
		RS-232C(D-sub 9pin)	1	1
		HDMI In	1	1
		LAN(RJ45)	1	1
		Full Scart	1	1
		Ext SPK out(3.5mm Phone Jack)	1 (Spk-out 1)	1 (Spk-out 1)
Accessory		L-CON, Power cord CD title (Simple manual)	L-CON, Power cord CD title (Simple manual)	
	Voltage, Hz	100 ~ 240V, 50/60Hz	100 ~ 240V, 50/60Hz	
Power	Max (Watts)	43" : 104 49" : 102.9 55" : 117.1	84.5	
	Typical (Watts)	43" : 78 49" : 77.6 55" : 91.1	57.2	
	Energy saving (Min)	43" : 62.4 49" : 62.08 55" : 72.88	45.76	
	Energy saving (Med)	43" : 42.9 49" : 42.68 55" : 50.11	31.46	
	Energy saving (Max)	43" : 23.4 49" : 23.28 55" : 27.33	17.16	
	Stand-by	0.3W↓	0.3W↓	
	Standard Approval	Safety	CB	CB
Environment	CE	CE		
Etc.		ROHS	ROHS	

Dimension

LX341C : 43"/49"/55"



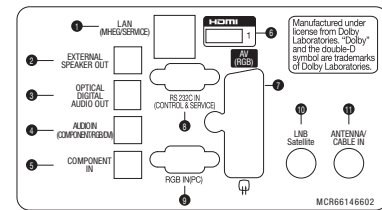
LX330C : 32"



		LX341C	LX330C
Set Size (With Stand, WxHxD, mm)	32"	-	732 x 481 x 207
	43"	973 x 625 x 193	-
	49"	1106 x 697 x 220	-
	55"	1242 x 774 x 220	-
Set Weight (With Stand, Set, kg)	32"	-	6.2
	43"	12.7	-
	49"	17.6	-
	55"	20.9	-
Vesa Compatibility	32"	-	200 X 200
	43"	200 X 200	-
	49"	300 X 300	-
	55"	300 X 300	-

Connectivity

LX341C / LX330C



- ① LAN(MPEG SERVICE)
- ② EXTERNAL SPEAKER OUT
- ③ OPTICAL DIGITAL AUDIO OUT
- ④ AUDIO IN (COMPONENT/RGB/DVI)
- ⑤ COMPONENT IN
- ⑥ HDMI
- ⑦ AV(RGB)
- ⑧ RS 232C IN(CONTROL & SERVICE)
- ⑨ RGB IN(PC)
- ⑩ LNB Satellite
- ⑪ ANTENNA / CABLE IN
- ⑫ HDMI IN 2 (MHL)
- ⑬ USB IN



Download LG Commercial Display Mobile App



More info www.lgcommercial.com

YouTube youtube.com/c/LGCommercialDisplay

LG may make changes to specifications and product descriptions without notice.
Copyright © 2015 LG Electronics Inc. All rights reserved. "LG Life's Good" is a registered of LG Corp.
The names of products and brands mentioned here may be the trademarks of their respective owners.

